

# Panasonic®

## Quick Reference Guide

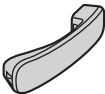


SIP Telephone

Model No. **KX-HGT100**

Thank you for purchasing a SIP Telephone. Please read this manual carefully before using this product and save this manual for future use.

For more details, please refer to the manuals of the PBX.

### Accessories (included)

<input type="checkbox"/> Handset  One	<input type="checkbox"/> Handset Cord  One	<input type="checkbox"/> Ferrite Core* <sup>1</sup>  One
--	---	---

\*<sup>1</sup> For AC adaptor (not included).

### This model supports the following PBX version and CODEC types:

KX-NCP500/KX-NCP1000: PBMPR Software File Version 1.0000 or later

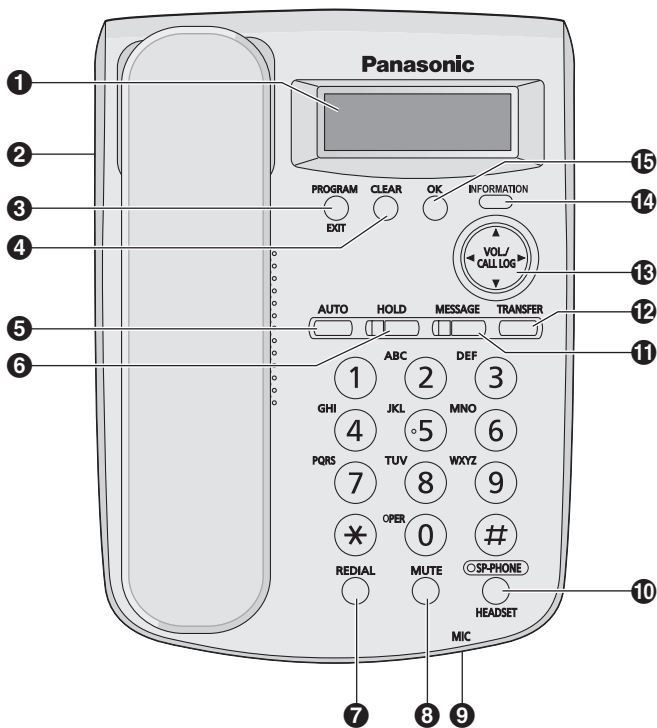
KX-TDE600: PGMPR Software File Version 2.0000 or later

KX-TDE100/KX-TDE200: PMMPR Software File Version 2.0100 or later

CODEC: G.729A, G.711

## Location of Controls

---



## Location of Controls

- ① **LCD (Liquid Crystal Display)**
- ② **Headset Jack**
- ③ **PROGRAM/EXIT:** Used to enter and exit the personal programming mode.
- ④ **CLEAR:** Used to erase some or all call logs, or clear digits or characters.
- ⑤ **AUTO:** Used for Speed Dialing.
- ⑥ **HOLD<sup>\*1</sup>:** Used to place a call on hold.
- ⑦ **REDIAL:** Used to redial the last 10 dialed numbers.
- ⑧ **MUTE:** Used to mute the microphone/handset/headset during a conversation.
- ⑨ **MIC (Microphone):** Used for hands-free conversations.
- ⑩ **SP-PHONE (Speakerphone)/ HEADSET<sup>\*1</sup>:** Used for performing hands-free operations. Also used to make or answer calls if a headset is connected.
- ⑪ **MESSAGE<sup>\*1</sup>:** Used to access the Voice Mail feature<sup>\*2</sup> or to call back the party who left the message waiting indication. The indicator turns red in both cases.
- ⑫ **TRANSFER:** Used to transfer a call to another party.
- ⑬ **Navigator Key<sup>\*3</sup>:** Used to adjust the volume and display contrast, select desired items, or view call logs.
- ⑭ **INFORMATION:** Used to display your extension number, the status of the unit, and the network settings on the LCD display.
- ⑮ **OK:** Used to select the items. Also used as end of dialing.

\*1 These 3 indicators simultaneously flash red when you cannot make or receive calls due to an error.


\*2 Availability of this feature depends on your PBX. Consult your dealer.

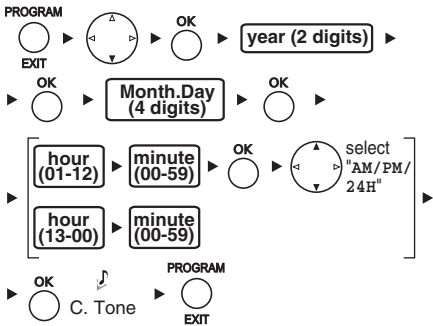
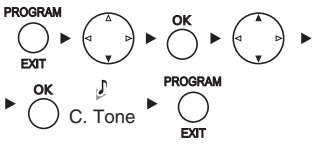
\*3 Press up or down while the unit is idle to access the outgoing, incoming, and missing call logs.

# Settings

## Initial Settings

You can program the following functions using the LCD display.

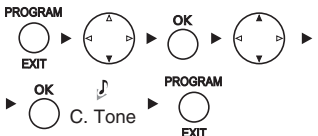
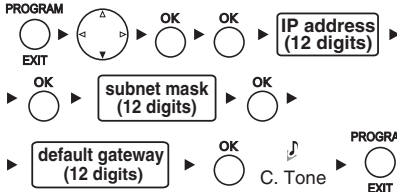
**Note:**  = Confirmation Tone  
C. Tone

Program	Settings
Save speed dial?	See page 6.
Set date & time <sup>*1</sup>	<p><i>While on-hook</i></p> 
My Caller ID <sup>*2</sup> LCD contrast? Ringer tone? Ringer volume? Set hold music? Keytone volume? Time AM/PM 24H Change language? <sup>*3</sup>	<p><i>While on-hook</i></p> 


<sup>\*1</sup> The date and time will be set automatically when the unit is connected to a PBX that can update the time setting.

<sup>\*2</sup> You can configure the default setting to show or prevent showing your telephone number when making an outside call. See page 6 to show or prevent on a per call basis.

<sup>\*3</sup> The default language is English.

Program	Settings
Set network	<p><b>For DHCP Setting</b> <i>While on-hook</i></p> 
	<p><b>For STATIC IP Setting</b> <i>While on-hook</i></p> 






## Speaker/Handset/Headset/Ringer Volume

<b>Speaker volume</b>	<i>While in a hands-free conversation</i>	 <p>Press <b>Up</b> to increase or <b>Down</b> to decrease the volume.</p>
<b>Handset/Headset volume<sup>*1</sup></b>	<i>While using the handset or headset</i>	
<b>Ringer volume</b>	<i>While receiving a call</i>	

<sup>\*1</sup> If you hear your own voice through the handset or headset, decrease the volume.

# Features List



## Icon Meanings

 = Off-hook     = On-hook     = Feature number  
 = Talk     = Confirmation Tone

## Making Calls

### Calling


#### To an extension







 ►  ► 

#### To an outside party

 ►  ►  ► 

#### To temporarily change the default "My Caller ID" setting

 ► 

			To prevent (not show)
			To show

 ►

#### To call back using the incoming call log

 ►  ► 

### Redial

#### To redial the last number dialed








 ►  ►  ► 

#### To redial using the outgoing call log

 ►  ►  ► 

### Speed Dialing

#### To store

 ►  ►  ►  ►  
 ►  ►  ►  ► 

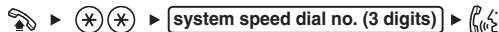
\* Enter CO line access number before outside phone number.

#### To dial

 ►  ►  ► 

## System Speed Dialing

To dial



## Doorphone Call



## During a Conversation

### Call Hold

To hold

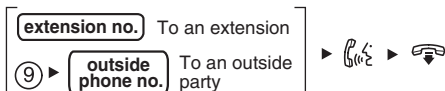


To retrieve a call at the holding extension



### Call Transfer

TRANSFER



# Features List

## Making Use of the Voice Mail Service

**Note:** VPS = Voice Processing System

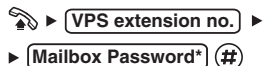
### Listening to a message

#### While the MESSAGE indicator is red



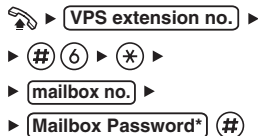
\* When the MESSAGE button is pressed, the latest recorded message may be heard, or a call back may be performed directly, depending on the type of message.

#### From your own extension



\* If you have no password, you can skip the last step.

#### From someone else's extension



\* If you have no password, you can skip the last step.

#### KX-TVA series

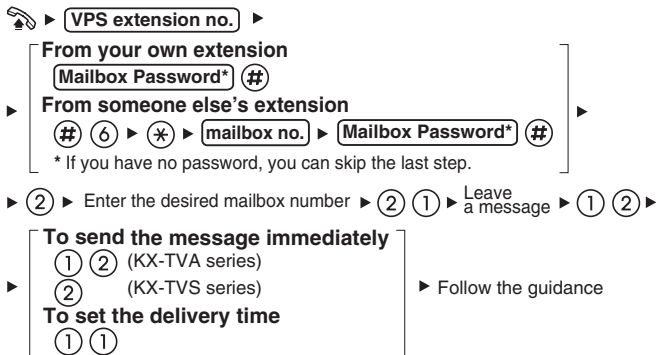
- ① Listen to Message
- ② Deliver Message
- ③ Mailbox Management
- ▶ ④ Automated Attendant
- ⑤ Message Notification
- ⑥ Other Features
- ⑨ End Call

#### KX-TVS series

- ① Listen to Message
- ② Deliver Message
- ③ Check Mailbox Distribution
- ▶ ④ Automated Attendant
- ⑤ Mailbox Management
- ⑥ Other Features
- ⑨ End Call



## Leaving a message



## During playback

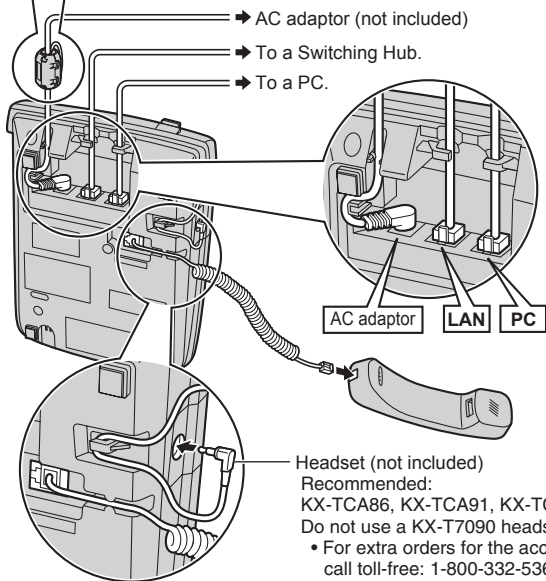
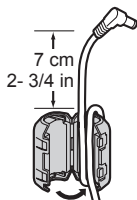
- (0)** Repeat Voice Guidance
- \*** Exit

- Consult your dealer or the network administrator for more details regarding feature numbers.
- Control panel/button names and descriptions can be found in "Location of Controls" on page 2.

# Connection

<Back view>

Attach the ferrite core to the AC adaptor cord.



### PC connection

- Use a straight CAT 5 (or higher) Ethernet cable (not included) that is 6.5 mm (1/4 in) in diameter or less.
- For further information on the connection to a PC, refer to the documentation provided for the PBX.

### Switching Hub connection (for LAN port)

- Use a straight CAT 5 (or higher) Ethernet cable (not included) that is 6.5 mm (1/4 in) in diameter or less.
- It is recommended to connect to a switching hub that complies with the IEEE 802.3af Power-over-Ethernet (PoE) standard.
- If PoE is available, an AC adaptor is not needed.
- This unit complies with the PoE Class 1 standard.

### AC adaptor (not included)

- Use only a Panasonic KX-A239 (PQLV206) AC adaptor.
- The AC adaptor is used as the main disconnect device. Ensure that the AC outlet is located near the unit and is easily accessible.

## CAUTION:

### When selecting Ethernet cables

- Use flexible, high-quality, snagless (without strain relief) cables. Do not use cables with coating that may tear or crack when bent.

### When connecting cables

- Do not connect the Ethernet cable connected to the PoE hub to the PC port of the KX-HGT100. Doing so may cause severe damage to the KX-HGT100.
- Ensure that the Ethernet cables and the AC adaptor cord are inserted in the grooves to prevent damage to the connectors.

### When connecting a headset and AC adaptor

- Ensure that the headset cord and the AC adaptor cord are wound around the hook to prevent damage to the connectors.

## ***Important Information***

---

### **When using a KX-HGT100, keep the following conditions in mind.**

- If the unit does not operate properly, disconnect the unit from the AC outlet and the Ethernet cable and then connect again.
- If you are having problems making calls, disconnect the Ethernet cable and connect a known working KX-HGT100. If the known working KX-HGT100 operates properly, have the defective KX-HGT100 repaired by an authorized Panasonic factory service center. If the known working KX-HGT100 does not operate properly, check the PBX and the Ethernet cable.
- Wipe the unit with a soft cloth. Do not clean the unit with abrasive powders or with chemical agents such as benzene or thinner.
- Use only the correct Panasonic handset.
- Do not disassemble this unit. Dangerous electrical shock could result. The unit must only be disassembled and repaired by qualified service technicians.
- If damage to the unit exposes any internal parts, immediately disconnect the cable or cord. If the power is supplied from the network to the KX-HGT100 [Power-over-Ethernet], disconnect the Ethernet cable. Otherwise, disconnect the AC adaptor cord. Then return this unit to a service center.
- Never attempt to insert wires, pins, etc. into the vents or other holes of this unit.

### **Take special care to follow the safety suggestions listed below.**

#### **Safety**

- 1) The unit should only be connected to a power supply of the type described in the Quick Reference Guide or as shown on the label on the unit.
- 2) When left unused for a long period of time, the optional AC adaptor should be unplugged from the AC outlet. If you are using Power-over-Ethernet, disconnect the Ethernet cable.

#### **Installation**

##### **Environment**

- 1) Do not use this unit near water, for example, near a bathtub, washbowl or sink. Damp basements should also be avoided.
- 2) Keep the unit away from heating appliances and devices that generate electrical noise, such as fluorescent lamps, motors, and televisions. These noise sources can interfere with the performance of the unit. It also should not be placed in rooms where the temperature is less than 5 °C (41 °F) or greater than 40 °C (104 °F). Allow 10 cm (3-15/16 in) clearance around the unit for proper ventilation.

### **Placement**

- 1) Do not place heavy objects on top of this unit.
- 2) Care should be taken so that objects do not fall onto, and liquids are not spilled into, the unit. Do not subject this unit to excessive smoke, dust, moisture, mechanical vibration, shock, or direct sunlight.
- 3) Place the unit on a flat surface.

### **WARNING:**

TO PREVENT POSSIBLE FIRE OR ELECTRIC SHOCK, DO NOT EXPOSE THIS UNIT TO RAIN OR MOISTURE.

THIS HANDSET EARPIECE IS MAGNETIZED AND MAY RETAIN SMALL FERROUS OBJECTS.

THE USE OF EXCESSIVE SOUND VOLUME THROUGH EARPHONES, HEADPHONES, OR HEADSETS MAY CAUSE HEARING LOSS.

DISCONNECT THIS UNIT FROM POWER OUTLET/THE ETHERNET CABLE IF IT EMITS SMOKE, AN ABNORMAL SMELL OR MAKES UNUSUAL NOISE. THESE CONDITIONS CAN CAUSE FIRE OR ELECTRIC SHOCK. CONFIRM THAT SMOKE HAS STOPPED AND CONTACT AN AUTHORIZED SERVICE CENTER.

### **IMPORTANT NOTICE:**

- Under power failure conditions, the KX-HGT100 may not operate. Please ensure that a separate telephone, not dependent on local power, is available for use in remote sites in case of emergency.
- For information regarding network setup of the KX-HGT100 such as IP addresses, please refer to the Installation Manual for the Panasonic PBX.
- If an error message is shown on your display, consult your dealer or the network administrator.
- The firmware of the KX-HGT100 is protected by copyright laws and international treaty provisions, and all other applicable laws. It cannot be reverse engineered, decompiled or disassembled.

## ***Important Information***

---

### **Important Safety Instructions**

When using this unit, basic safety precautions, including those below, should always be followed to reduce the risk of fire, electric shock and injury to persons.

1. Read and understand all instructions.
2. Follow all warnings and instructions marked on this unit.
3. Unplug this unit from the AC outlet before cleaning. Do not use liquid or aerosol cleaners. Clean with a damp cloth.
4. Do not use the unit near water, for example, near a bathtub, kitchen sink, or laundry tub, in a wet basement, or near a swimming pool.
5. Place this unit on a flat surface. Serious damage and/or injury may result if the unit falls.
6. The unit should never be placed near or over a radiator or other heat source.
7. This unit should be operated only from the type of power source indicated on the unit label. If you are not sure of the type of power supply to your home, consult your dealer or local power company.
8. Do not allow anything to rest on the power cord. Do not locate this unit where the cord may be stepped on or tripped on.
9. To reduce the risk of fire or electric shock, do not overload AC outlets and extension cords.
10. Do not insert objects of any kind into this unit through openings, as they may touch dangerous voltage points or short out parts that could result in a risk of fire or electric shock. Never spill liquid of any kind on the unit.
11. To reduce the risk of electric shock, do not disassemble this unit. Only qualified personnel should service this unit. Opening or removing covers may expose you to dangerous voltages or other risks. Incorrect reassembly can cause electric shock.
12. Unplug this unit from the AC outlet and have the unit serviced by qualified service personnel in the following cases:
  - A. When the power supply cord or plug is damaged or frayed.
  - B. If liquid has been spilled on the unit.
  - C. If the unit has been exposed to rain or water.
  - D. If the unit does not work normally by following the manual. Adjust only controls covered by the manual. Improper adjustment may require repair by an authorized service center.
  - E. If the unit has been dropped, or damaged.
  - F. If the unit's performance deteriorates.
13. Avoid using a telephone (other than a cordless type) during an electrical storm. There is a remote risk of electric shock from lightning.
14. Do not use the telephone in the vicinity of a gas leak to report the leak.

### **SAVE THESE INSTRUCTIONS**

## **FCC Information**

### **F.C.C. REQUIREMENTS AND RELEVANT INFORMATION**

This equipment has been tested and found to comply with the limits for a Class B digital device, pursuant to Part 15 of the FCC Rules. These limits are designed to provide reasonable protection against harmful interference in a residential installation.

This equipment generates, uses, and can radiate radio frequency energy and, if not installed and used in accordance with the instructions, may cause harmful interference to radio communications. However, there is no guarantee that interference will not occur in a particular installation. If this equipment does cause harmful interference to radio or television reception, which can be determined by turning the equipment off and on, the user is encouraged to try to correct the interference by one or more of the following measures:

- Reorient or relocate the receiving antenna.
- Increase the separation between the equipment and receiver.
- Connect the equipment into an outlet on a circuit different from that to which the receiver is connected.
- Consult the dealer or an experienced radio/TV technician for help.

### **CAUTION:**

To assure continued compliance with FCC rules, do not make any unauthorized changes or modifications to this equipment would void the user's authority to operate this device.

When programming emergency numbers and/or making test calls to emergency numbers:

- 1) Remain on the line and briefly explain to the dispatcher the reason for the call before hanging up.
- 2) Perform such activities in the off peak hours, such as early morning hours or late evenings.

### **FCC Declaration of Conformity**

Trade Name: Panasonic

Model Number: KX-HGT100

Responsible Party: Panasonic Corporation of North America  
One Panasonic Way  
Secaucus, NJ 07094 U.S.A.  
Telephone No.: 1-800-211-PANA (7262)

This device complies with Part 15 of the FCC Rules.

Operation is subject to the following two conditions: (1) This device may not cause harmful interference, and (2) this device must accept any interference received, including interference that may cause undesired operation.

## ***Important Information***

---

### **Customer Information**

This equipment complies with Part 68 of the FCC rules and the requirements adopted by the ACTA. On the bottom of the cabinet of this equipment is a label that contains, among other information, the following product identifier:

*US: ACJKXNANKX-HGT100*

If requested, this number must be provided to the telephone company.

If trouble is experienced with this equipment KX-HGT100, for repair or warranty information, please contact:

Panasonic Service and Technology Company-BTS Center  
415 Horizon Drive Bldg. 300 Ste. 350-B  
Suwanee, GA 30024-3186

If the equipment is causing harm to the telephone network, the telephone company may request that you disconnect the equipment until the problem is resolved.

### **Hearing Aid Compatibility:**

This telephone provides magnetic coupling for hearing aids.

### **When you ship the product:**

Carefully pack and send it prepaid, adequately insured and preferably in the original carton. Attach a postage-paid letter, detailing the symptom to the outside of the carton.

DO NOT send the product to the Executive or Regional Sales offices. They are NOT equipped to make repairs.

### **Product service:**

Panasonic factory service centers for this product are listed in the service center directory.

Consult your authorized Panasonic dealer for detailed instructions.



### **Open Source Software**

Parts of this product use Open Source Software. Relevant conditions apply to this software. Panasonic cannot accept inquiries regarding the content of the following copyright and license information.

<<NetBSD kernel>>

This product uses a part of NetBSD kernel.

The use of a part of NetBSD kernel is based on the typical BSD style license below.

Copyright (c)

The Regents of the University of California. All rights reserved.

Redistribution and use in source and binary forms, with or without modification, are permitted provided that the following conditions are met:

- 1) Redistributions of source code must retain the above copyright notice, this list of conditions and the following disclaimer.
- 2) Redistributions in binary form must reproduce the above copyright notice, this list of conditions and the following disclaimer in the documentation and/or other materials provided with the distribution.
- 3) All advertising materials mentioning features or use of this software must display the following acknowledgement: This product includes software developed by the University of California, Berkeley and its contributors.
- 4) Neither the name of the University nor the names of its contributors may be used to endorse or promote products derived from this software without specific prior written permission.

THIS SOFTWARE IS PROVIDED BY THE REGENTS AND CONTRIBUTORS "AS IS" AND ANY EXPRESS OR IMPLIED WARRANTIES, INCLUDING, BUT NOT LIMITED TO, THE IMPLIED WARRANTIES OF MERCHANTABILITY AND FITNESS FOR A PARTICULAR PURPOSE ARE DISCLAIMED. IN NO EVENT SHALL THE REGENTS OR CONTRIBUTORS BE LIABLE FOR ANY DIRECT, INDIRECT, INCIDENTAL, SPECIAL, EXEMPLARY, OR CONSEQUENTIAL DAMAGES (INCLUDING, BUT NOT LIMITED TO, PROCUREMENT OF SUBSTITUTE GOODS OR SERVICES; LOSS OF USE, DATA, OR PROFITS; OR BUSINESS INTERRUPTION) HOWEVER CAUSED AND ON ANY THEORY OF LIABILITY, WHETHER IN CONTRACT, STRICT LIABILITY, OR TORT (INCLUDING NEGLIGENCE OR OTHERWISE) ARISING IN ANY WAY OUT OF THE USE OF THIS SOFTWARE, EVEN IF ADVISED OF THE POSSIBILITY OF SUCH DAMAGE.

-----

## ***Important Information***

---

However, parts of the NetBSD Kernel are provided with the following copyright notices.

Copyright (c) 1980, 1983, 1988, 1993 The Regents of the University of California. All rights reserved.

Copyright (c) 1980, 1986, 1989, 1993 The Regents of the University of California. All rights reserved.

Copyright (c) 1980, 1986, 1991, 1993 The Regents of the University of California. All rights reserved.

Copyright (c) 1980, 1986, 1993 The Regents of the University of California. All rights reserved.

Copyright (c) 1982, 1985, 1986, 1988, 1993, 1994 The Regents of the University of California. All rights reserved.

Copyright (c) 1982, 1986, 1988, 1990, 1993 The Regents of the University of California. All rights reserved.

Copyright (c) 1982, 1986, 1988, 1990, 1993, 1994, 1995 The Regents of the University of California. All rights reserved.

Copyright (c) 1982, 1986, 1988, 1990, 1993, 1995 The Regents of the University of California. All rights reserved.

Copyright (c) 1982, 1986, 1988, 1991, 1993 The Regents of the University of California. All rights reserved.

Copyright (c) 1982, 1986, 1988, 1993 The Regents of the University of California. All rights reserved.

Copyright (c) 1982, 1986, 1988, 1993, 1995 The Regents of the University of California. All rights reserved.

Copyright (c) 1982, 1986, 1989, 1991, 1993 The Regents of the University of California. All rights reserved.

Copyright (c) 1982, 1986, 1989, 1993 The Regents of the University of California. All rights reserved.

Copyright (c) 1982, 1986, 1990, 1991, 1993 The Regents of the University of California. All rights reserved.

Copyright (c) 1982, 1986, 1990, 1993 The Regents of the University of California. All rights reserved.

Copyright (c) 1982, 1986, 1990, 1993, 1994 The Regents of the University of California. All rights reserved.

Copyright (c) 1982, 1986, 1991, 1993 The Regents of the University of California. All rights reserved.

Copyright (c) 1982, 1986, 1991, 1993, 1994 The Regents of the University of California. All rights reserved.

Copyright (c) 1982, 1986, 1991, 1993, 1995 The Regents of the University of California. All rights reserved.

Copyright (c) 1982, 1986, 1993 The Regents of the University of California. All rights reserved.

Copyright (c) 1982, 1986, 1993, 1994 The Regents of the University of California. All rights reserved.

## ***Important Information***

---

Copyright (c) 1982, 1986, 1993, 1994, 1995 The Regents of the University of California. All rights reserved.

Copyright (c) 1982, 1986, 1993, 1995 The Regents of the University of California. All rights reserved.

Copyright (c) 1982, 1988, 1991, 1993 The Regents of the University of California. All rights reserved.

Copyright (c) 1983, 1990, 1993 The Regents of the University of California. All rights reserved.

Copyright (c) 1983, 1993 The Regents of the University of California. All rights reserved.

Copyright (c) 1985, 1986, 1993 The Regents of the University of California. All rights reserved.

Copyright (c) 1985, 1986, 1993 The Regents of the University of California. All rights reserved.

Copyright (c) 1986, 1989, 1991, 1993 The Regents of the University of California. All rights reserved.

Copyright (c) 1986, 1993 The Regents of the University of California. All rights reserved.

Copyright (c) 1987, 1991, 1993 The Regents of the University of California. All rights reserved.

Copyright (c) 1987, 1993 The Regents of the University of California. All rights reserved.

Copyright (c) 1987, 1993 The Regents of the University of California. All rights reserved.

Copyright (c) 1988 Regents of the University of California. All rights reserved.

Copyright (c) 1988 Stephen Deering.

Copyright (c) 1988 University of Utah.

Copyright (c) 1988, 1989, 1993 The Regents of the University of California. All rights reserved.

Copyright (c) 1988, 1991, 1993 The Regents of the University of California. All rights reserved.

Copyright (c) 1988, 1992, 1993 The Regents of the University of California. All rights reserved.

Copyright (c) 1988, 1993 The Regents of the University of California. All rights reserved.

Copyright (c) 1989 The Regents of the University of California. All rights reserved.

Copyright (c) 1989, 1991, 1993 The Regents of the University of California. All rights reserved.

Copyright (c) 1989, 1993 The Regents of the University of California. All rights reserved.

Copyright (c) 1989, 1993, 1994 The Regents of the University of California. All rights reserved.

Copyright (c) 1990, 1991, 1993 The Regents of the University of California. All rights reserved.

## ***Important Information***

---

Copyright (c) 1990, 1993 The Regents of the University of California. All rights reserved.

Copyright (c) 1991, 1993 The Regents of the University of California. All rights reserved.

Copyright (c) 1991, 1993, 1994 The Regents of the University of California. All rights reserved.

Copyright (c) 1992 Regents of the University of California. All rights reserved.

Copyright (c) 1992, 1993 The Regents of the University of California. All rights reserved.

Copyright (c) 1993 The Regents of the University of California. All rights reserved.

Copyright (c) 1993 Adam Glass

Copyright (C) 1993 by Sun Microsystems, Inc. All rights reserved.

Copyright (c) 1994 Gordon W. Ross

Copyright (c) 1994 Winning Strategies, Inc. All rights reserved.

Copyright (c) 1995 The Regents of the University of California. All rights reserved.

Copyright (C) 1995, 1996, 1997, and 1998 WIDE Project. All rights reserved.

Copyright (c) 1996 The Regents of the University of California. All rights reserved.

Copyright (c) 1996 John S. Dyson All rights reserved.

Copyright (c) 1996 Matt Thomas. All rights reserved.

Copyright (c) 1996 Matthew R. Green. All rights reserved.

Copyright (c) 1996 Paul Kranenburg

Copyright (c) 1996, 1997, 1999, 2001 The NetBSD Foundation, Inc. All rights reserved.

Copyright (c) 1996, 2000 Christopher G. Demetriou. All rights reserved.

Copyright (c) 1996,1999 by Internet Software Consortium.

Copyright (c) 1996-1999 by Internet Software Consortium.

Copyright (c) 1997 Jonathan Stone and Jason R. Thorpe. All rights reserved.

Copyright (c) 1997 Christos Zoulas. All rights reserved.

Copyright (c) 1997 Manuel Bouyer. All rights reserved.

Copyright (c) 1997, 1998 The NetBSD Foundation, Inc. All rights reserved.

Copyright (c) 1997, 1998, 1999, 2000 The NetBSD Foundation, Inc. All rights reserved.

Copyright (c) 1997, 1998, 1999, 2001 The NetBSD Foundation, Inc. All rights reserved.

Copyright (c) 1997, 1998, 1999, 2002 The NetBSD Foundation, Inc. All rights reserved.

Copyright (c) 1997, 1998, 2000, 2001 The NetBSD Foundation, Inc. All rights reserved.

Copyright (c) 1997, 1998, 2001 The NetBSD Foundation, Inc. All rights reserved.

## ***Important Information***

---

Copyright (c) 1997,98 The NetBSD Foundation, Inc. All rights reserved.  
Copyright (C) 1997-2000 Sony Computer Science Laboratories Inc. All rights reserved.  
Copyright (c) 1997-2002 The NetBSD Foundation, Inc. All rights reserved.  
Copyright (c) 1998 The NetBSD Foundation, Inc. All rights reserved.  
Copyright (c) 1998 Todd C. Miller <Todd.Miller@courtesan.com> All rights reserved.  
Copyright (c) 1998, 1999 The NetBSD Foundation, Inc. All rights reserved.  
Copyright (c) 1998, 1999, 2000 The NetBSD Foundation, Inc. All rights reserved.  
Copyright (c) 1998, 1999, 2000, 2001 The NetBSD Foundation, Inc. All rights reserved.  
Copyright (c) 1998, 2000 The NetBSD Foundation, Inc. All rights reserved.  
Copyright (c) 1998, 2000, 2001 The NetBSD Foundation, Inc. All rights reserved.  
Copyright (c) 1999 The NetBSD Foundation, Inc. All rights reserved.  
Copyright (C) 1999 WIDE Project. All rights reserved.  
Copyright (c) 1999, 2000 Jason L. Wright (jason@thought.net) All rights reserved.  
Copyright (c) 1999, 2000 The NetBSD Foundation, Inc. All rights reserved.  
Copyright (c) 1999, 2000, 2001 The NetBSD Foundation, Inc. All rights reserved.  
Copyright (c) 1999, 2001 The NetBSD Foundation, Inc. All rights reserved.  
Copyright (c) 2000 The NetBSD Foundation, Inc. All rights reserved.  
Copyright (c) 2000, 2001 The NetBSD Foundation, Inc. All rights reserved.  
Copyright (c) 2000, 2001, 2002 The NetBSD Foundation, Inc. All rights reserved.  
Copyright (c) 2001 The NetBSD Foundation, Inc. All rights reserved.  
Copyright (c) 2002 The NetBSD Foundation, Inc. All rights reserved.  
Copyright 1998 Massachusetts Institute of Technology. All rights reserved.  
Copyright 2001 Wasabi Systems, Inc. All rights reserved. Portions  
Copyright (c) 1993 by Digital Equipment Corporation. Portions  
Copyright (c) 1995 by International Business Machines, Inc.  
Copyright (c) 1983, 1989 The Regents of the University of California. All rights reserved.  
Copyright (c) 1996 by Internet Software Consortium. All rights reserved.  
Copyright (c) 1980, 1986, 1989 Regents of the University of California. All rights reserved.  
Copyright (c) 1988 The Regents of the University of California. All rights reserved.  
Copyright (c) 1992, 1993 The Regents of the University of California. All rights reserved.  
Copyright (c) 1994 Christopher G. Demetriou. All rights reserved.  
Copyright (c) 1997 The NetBSD Foundation, Inc. All rights reserved.  
Copyright (c) 1999 The NetBSD Foundation, Inc. All rights reserved.  
Copyright (c) 2001 The NetBSD Foundation, Inc. All rights reserved.

## Important Information

---

Copyright (c) 1996 Gardner Buchanan <gbuchanan@shl.com> All rights reserved.

Parts of the NetBSD Kernel are provided with the licenses that are slightly different from the above Berkeley-formed license. Please refer the source code of the NetBSD Kernel about the details.

The source code of the NetBSD Kernel is provided by the NetBSD CVS Repositories (<http://cvsweb.netbsd.org/bsdweb.cgi/>), and this product includes parts of the source code in the following directories.

<http://cvsweb.netbsd.org/bsdweb.cgi/src/sys/kern/>

<http://cvsweb.netbsd.org/bsdweb.cgi/src/sys/net/>

<http://cvsweb.netbsd.org/bsdweb.cgi/src/sys/netinet/>

### <<OpenSSL>>

The product includes software developed by the OpenSSL Project and it is used under the following license.

#### LICENSE ISSUES

=====

The OpenSSL toolkit stays under a dual license, i.e. both the conditions of the OpenSSL License and the original SSLeay license apply to the toolkit. See below for the actual license texts. Actually both licenses are BSD-style Open Source licenses. In case of any license issues related to OpenSSL please contact [openssl-core@openssl.org](mailto:openssl-core@openssl.org).

#### OpenSSL License

-----

/\*=====

\* Copyright (c) 1998-2006 The OpenSSL Project. All rights reserved.

\*

\* Redistribution and use in source and binary forms, with or without  
\* modification, are permitted provided that the following conditions are met:

\*

\* 1. Redistributions of source code must retain the above copyright notice,  
\* this list of conditions and the following disclaimer.

\*

\* 2. Redistributions in binary form must reproduce the above copyright  
\* notice, this list of conditions and the following disclaimer in the  
\* documentation and/or other materials provided with the distribution.

\*

\* 3. All advertising materials mentioning features or use of this software  
\* must display the following acknowledgment:

\* "This product includes software developed by the OpenSSL Project  
\* for use in the OpenSSL Toolkit. (<http://www.openssl.org/>)"

\*

## Important Information

- \* 4. The names "OpenSSL Toolkit" and "OpenSSL Project" must not be used to endorse or promote products derived from this software without prior written permission. For written permission, please contact [penssl-core@openssl.org](mailto:penssl-core@openssl.org).
- \* 5. Products derived from this software may not be called "OpenSSL" nor may "OpenSSL" appear in their names without prior written permission of the OpenSSL Project.
- \* 6. Redistributions of any form whatsoever must retain the following acknowledgment:
  - \* "This product includes software developed by the OpenSSL Project for use in the OpenSSL Toolkit (<http://www.openssl.org/>)"
- \* THIS SOFTWARE IS PROVIDED BY THE OpenSSL PROJECT "AS IS" AND ANY EXPRESSED OR IMPLIED WARRANTIES, INCLUDING, BUT NOT LIMITED TO, THE IMPLIED WARRANTIES OF MERCHANTABILITY AND FITNESS FOR A PARTICULAR PURPOSE ARE DISCLAIMED. IN NO EVENT SHALL THE OpenSSL PROJECT OR ITS CONTRIBUTORS BE LIABLE FOR ANY DIRECT, INDIRECT, INCIDENTAL, SPECIAL, EXEMPLARY, OR CONSEQUENTIAL DAMAGES (INCLUDING, BUT NOT LIMITED TO, PROCUREMENT OF SUBSTITUTE GOODS OR SERVICES; LOSS OF USE, DATA, OR PROFITS; OR BUSINESS INTERRUPTION) HOWEVER CAUSED AND ON ANY THEORY OF LIABILITY, WHETHER IN CONTRACT, STRICT LIABILITY, OR TORT (INCLUDING NEGLIGENCE OR OTHERWISE) ARISING IN ANY WAY OUT OF THE USE OF THIS SOFTWARE, EVEN IF ADVISED OF THE POSSIBILITY OF SUCH DAMAGE.
- \* =====
- \* This product includes cryptographic software written by Eric Young ([eyay@cryptsoft.com](mailto:eyay@cryptsoft.com)). This product includes software written by Tim Hudson ([tjh@cryptsoft.com](mailto:tjh@cryptsoft.com)).
- \*/

### Original SSLeay License

-----

/\* Copyright (C) 1995-1998 Eric Young ([eyay@cryptsoft.com](mailto:eyay@cryptsoft.com)) All rights reserved.

- \* This package is an SSL implementation written by Eric Young ([eyay@cryptsoft.com](mailto:eyay@cryptsoft.com)).
- \* The implementation was written so as to conform with Netscapes SSL.

## Important Information

---

- \* This library is free for commercial and non-commercial use as long as
- \* the following conditions are adhered to. The following conditions apply
- \* to all code found in this distribution, be it the RC4, RSA, lhash, DES,
- \* etc., code; not just the SSL code. The SSL documentation included with
- \* this distribution is covered by the same copyright terms except that the
- \* holder is Tim Hudson (tjh@cryptsoft.com).
- \* Copyright remains Eric Young's, and as such any Copyright notices in
- \* the code are not to be removed.
- \* If this package is used in a product, Eric Young should be given
- \* attribution as the author of the parts of the library used.
- \* This can be in the form of a textual message at program startup or in
- \* documentation (online or textual) provided with the package.
- \*  
\* Redistribution and use in source and binary forms, with or without
- \* modification, are permitted provided that the following conditions are
- \* met:
  - \* 1. Redistributions of source code must retain the copyright notice, this list of
  - \* conditions and the following disclaimer.
  - \* 2. Redistributions in binary form must reproduce the above copyright
  - \* notice, this list of conditions and the following disclaimer in the
  - \* documentation and/or other materials provided with the distribution.
  - \* 3. All advertising materials mentioning features or use of this software
  - \* must display the following acknowledgement:
    - \* "This product includes cryptographic software written by Eric Young
    - \* (eay@cryptsoft.com)"
    - \* The word 'cryptographic' can be left out if the routines from the
    - \* library being used are not cryptographic related :-).
  - \* 4. If you include any Windows specific code (or a derivative thereof) from
  - \* the
  - \* apps directory (application code) you must include an
  - \* acknowledgement:
    - \* "This product includes software written by Tim Hudson
    - \* (tjh@cryptsoft.com)"
- \* THIS SOFTWARE IS PROVIDED BY ERIC YOUNG "AS IS" AND ANY
- \* EXPRESS OR IMPLIED WARRANTIES, INCLUDING, BUT NOT
- \* LIMITED TO, THE IMPLIED WARRANTIES OF MERCHANTABILITY
- \* AND FITNESS FOR A PARTICULAR PURPOSE ARE DISCLAIMED. IN
- \* NO EVENT SHALL THE AUTHOR OR CONTRIBUTORS BE LIABLE
- \* FOR ANY DIRECT, INDIRECT, INCIDENTAL, SPECIAL, EXEMPLARY,
- \* OR CONSEQUENTIAL DAMAGES (INCLUDING, BUT NOT LIMITED
- \* TO, PROCUREMENT OF SUBSTITUTE GOODS OR SERVICES; LOSS
- \* OF USE, DATA, OR PROFITS; OR BUSINESS INTERRUPTION)
- \* HOWEVER CAUSED AND ON ANY THEORY OF LIABILITY,
- \* WHETHER IN CONTRACT, STRICT LIABILITY, OR TORT (INCLUDING



## ***Important Information***

---

\* NEGLIGENCE OR OTHERWISE) ARISING IN ANY WAY OUT OF THE  
\* USE OF THIS SOFTWARE, EVEN IF ADVISED OF THE POSSIBILITY  
\* OF SUCH DAMAGE.

\*  
\* The licence and distribution terms for any publically available version or  
\* derivative of this code cannot be changed. i.e. this code cannot simply be  
\* copied and put under another distribution licence [including the GNU  
\* Public Licence.]

\*/  
<<MD5>>

This software uses the Source Code of RSA Data Security, Inc. described in  
the RFC1321 (MD5 Message-Digest Algorithm).

-----  
Copyright (C) 1991-2, RSA Data Security, Inc. Created 1991. All rights  
reserved.

License to copy and use this software is granted provided that it is identified  
as the "RSA Data Security, Inc. MD5 Message-Digest Algorithm" in all  
material mentioning or referencing this software or this function.

License is also granted to make and use derivative works provided that such  
works are identified as "derived from the RSA Data Security, Inc. MD5  
Message-Digest Algorithm" in all material mentioning or referencing the  
derived work.

RSA Data Security, Inc. makes no representations concerning either the  
merchantability of this software or the suitability of this software for any  
particular purpose. It is provided "as is" without express or implied warranty of  
any kind.

These notices must be retained in any copies of any part of this documentation  
and/or software.

## ***Important Information***

---

<<MT19937>>

The MT19937 software that Takuji Nishimura and Makoto Matsumoto developed is contained, and this product shall be used subject to the following license conditions.

Copyright (C) 1997 - 2002, Makoto Matsumoto and Takuji Nishimura, All rights reserved.

Redistribution and use in source and binary forms, with or without modification, are permitted provided that the following conditions are met:

- 1) Redistributions of source code must retain the above copyright notice, this list of conditions and the following disclaimer.
- 2) Redistributions in binary form must reproduce the above copyright notice, this list of conditions and the following disclaimer in the documentation and/or other materials provided with the distribution.
- 3) The names of its contributors may not be used to endorse or promote products derived from this software without specific prior written permission.

THIS SOFTWARE IS PROVIDED BY THE COPYRIGHT HOLDERS AND CONTRIBUTORS "AS IS" AND ANY EXPRESS OR IMPLIED WARRANTIES, INCLUDING, BUT NOT LIMITED TO, THE IMPLIED WARRANTIES OF MERCHANTABILITY AND FITNESS FOR A PARTICULAR PURPOSE ARE DISCLAIMED. IN NO EVENT SHALL THE COPYRIGHT OWNER OR CONTRIBUTORS BE LIABLE FOR ANY DIRECT, INDIRECT, INCIDENTAL, SPECIAL, EXEMPLARY, OR CONSEQUENTIAL DAMAGES (INCLUDING, BUT NOT LIMITED TO, PROCUREMENT OF SUBSTITUTE GOODS OR SERVICES; LOSS OF USE, DATA, OR PROFITS; OR BUSINESS INTERRUPTION) HOWEVER CAUSED AND ON ANY THEORY OF LIABILITY, WHETHER IN CONTRACT, STRICT LIABILITY, OR TORT (INCLUDING NEGLIGENCE OR OTHERWISE) ARISING IN ANY WAY OUT OF THE USE OF THIS SOFTWARE, EVEN IF ADVISED OF THE POSSIBILITY OF SUCH DAMAGE.

<<thttpd>>

The thttpd software that ACME Labs developed is contained, and this product shall be used subject to the following license conditions.

Copyright 1995,1998,1999, 2000 by Jef Poskanzer <jef@acme.com>. All rights reserved.

Redistribution and use in source and binary forms, with or without modification, are permitted provided that the following conditions are met:

- 1) Redistributions of source code must retain the above copyright notice, this list of conditions and the following disclaimer.
- 2) Redistributions in binary form must reproduce the above copyright notice, this list of conditions and the following disclaimer in the documentation and/or other materials provided with the distribution.

THIS SOFTWARE IS PROVIDED BY THE AUTHOR AND CONTRIBUTORS "AS IS" AND ANY EXPRESS OR IMPLIED WARRANTIES, INCLUDING, BUT NOT LIMITED TO, THE IMPLIED WARRANTIES OF MERCHANTABILITY AND FITNESS FOR A PARTICULAR PURPOSE ARE DISCLAIMED. IN NO EVENT SHALL THE AUTHOR OR CONTRIBUTORS BE LIABLE FOR ANY DIRECT, INDIRECT, INCIDENTAL, SPECIAL, EXEMPLARY, OR CONSEQUENTIAL DAMAGES (INCLUDING, BUT NOT LIMITED TO, PROCUREMENT OF SUBSTITUTE GOODS OR SERVICES; LOSS OF USE, DATA, OR PROFITS; OR BUSINESS INTERRUPTION) HOWEVER CAUSED AND ON ANY THEORY OF LIABILITY, WHETHER IN CONTRACT, STRICT LIABILITY, OR TORT (INCLUDING NEGLIGENCE OR OTHERWISE) ARISING IN ANY WAY OUT OF THE USE OF THIS SOFTWARE, EVEN IF ADVISED OF THE POSSIBILITY OF SUCH DAMAGE.

**Panasonic Consumer Electronics Company,  
Division of Panasonic Corporation of North America**  
One Panasonic Way Secaucus, New Jersey 07094

**Panasonic Puerto Rico, Inc.**  
San Gabriel Industrial Park Ave. 65 de Infantería, Km. 9.5  
Carolina, Puerto Rico 00985

<http://www.panasonic.com/csd>

**Copyright:**

This material is copyrighted by Panasonic Communications Co., Ltd., and may be reproduced for internal use only. All other reproduction, in whole or in part, is prohibited without the written consent of Panasonic Communications Co., Ltd.

© 2008 Panasonic Communications Co., Ltd. All Rights Reserved.



\*HGT100\*

**PNQX1425ZA** KK0808YH0 (M) (ver 0.04)